

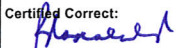
STATEMENT OF APPROPRIATIONS, ALLOTMENTS, OBLIGATIONS, DISBURSEMENTS AND BALANCES


As of March 31, 2024

Department: Department of Education  
 Agency/Operating Unit : Early Childhood Care and Development Council  
 Organization Code (UACS): 070060000000  
 Funding Source Code: General Fund - Fund 101101

x	Current Year Appropriations
	Supplemental Appropriations
	Continuing Appropriations

Particulars	UACS CODE	Appropriations		Allotments		Current Year Obligations					Current Year Disbursements					Balances					
		Authorized Appropriation	Adjusted Appropriations	Allotments Received	Adjustments (Withdrawal, Realignment)	Adjusted Total Allotments	1st Quarter ending March 31	2nd Quarter ending June 30	3rd Quarter ending Sept. 30	4th Quarter ending Dec. 31	Total	1st Quarter ending March 31	2nd Quarter ending June 30	3rd Quarter ending Sept. 30	4th Quarter ending Dec 31	Total	Unreleased Appropriation	Unobligated Allotment	Unpaid Obligations (15-20)=(23+24)		
																			Due and Demandable	Not yet Due and Demandable	
1	2	3	5=(3+4)	6	7	10=[(6+(-)7)-8+9]	11	12	13	14	15=(11+12+13+14)	16	17	18	19	20=(16+17+18+19)	21=(5-10)	22=(10-15)	23	24	
<b>I. AGENCY SPECIFIC BUDGET</b>																					
<i>Specific Budgets of National Government Agencies</i>																					
<b>General Administration and Support</b>		315,166,000.00	315,166,000.00	315,166,000.00	0.00	315,166,000.00	67,731,081.11	0.00	0.00	0.00	67,731,081.11	56,370,130.29	0.00	0.00	0.00	56,370,130.29	0.00	247,434,918.89	0.00	11,360,950.82	
Personnel Services		40,400,000.00	40,400,000.00	40,400,000.00	-	40,400,000.00	10,457,975.73	-	-	-	10,457,975.73	8,243,383.92	-	-	-	8,243,383.92	-	29,942,024.27	0.00	2,214,591.81	
Maintenance & Other Operating Expenses		16,628,000.00	16,628,000.00	16,628,000.00		16,628,000.00	3,359,361.17				3,359,361.17	3,359,361.17				3,359,361.17	-	13,268,638.83		-	
Capital Outlays		20,432,000.00	20,432,000.00	20,432,000.00		20,432,000.00	7,098,614.56				7,098,614.56	4,884,022.75				4,884,022.75	-	13,333,385.44		2,214,591.81	
		3,340,000.00	3,340,000.00	3,340,000.00		3,340,000.00					-					-	-	3,340,000.00		-	
																0.00					
<b>OPERATIONS</b>																					
<i>OO: Readiness of Filipino Children for Kindergarten Achieved</i>																					
Development of Policies, Standards and Guidelines		274,766,000.00	274,766,000.00	274,766,000.00	-	274,766,000.00	57,273,105.38	-	-	-	57,273,105.38	48,126,746.37	-	-	-	48,126,746.37	-	217,492,894.62		9,146,359.01	
MOOE		274,766,000.00	274,766,000.00	274,766,000.00	-	274,766,000.00	57,273,105.38	-	-	-	57,273,105.38	48,126,746.37	-	-	-	48,126,746.37	-	217,492,894.62		9,146,359.01	
Capacity Building and Institutional Development of Intermediaries and other partners		2,270,000.00	2,270,000.00	2,270,000.00		2,270,000.00	2,208.00				2,208.00	2,208.00				2,208.00	-	2,267,792.00		-	
MOOE		2,270,000.00	2,270,000.00	2,270,000.00		2,270,000.00	2,208.00				2,208.00	2,208.00				2,208.00	-	2,267,792.00		-	
Accreditation of ECCD service providers		38,110,000.00	38,110,000.00	38,110,000.00		38,110,000.00	274,421.56				274,421.56	274,421.56				274,421.56	-	37,835,578.44		-	
MOOE		38,110,000.00	38,110,000.00	38,110,000.00		38,110,000.00	274,421.56				274,421.56	274,421.56				274,421.56	-	37,835,578.44		-	
Establishment of National Child Development Centers (NCDCs)		12,730,000.00	12,730,000.00	12,730,000.00		12,730,000.00	2,248,382.61				2,248,382.61	966,082.61				966,082.61	-	10,481,617.39		1,282,300.00	
MOOE		12,730,000.00	12,730,000.00	12,730,000.00		12,730,000.00	2,248,382.61				2,248,382.61	966,082.61				966,082.61	-	10,481,617.39		1,282,300.00	
MOOE		221,656,000.00	221,656,000.00	221,656,000.00	-	221,656,000.00	54,748,093.21				54,748,093.21	46,884,034.20				46,884,034.20	-	166,907,906.79		7,864,059.01	
MOOE		221,656,000.00	221,656,000.00	221,656,000.00	-	221,656,000.00	54,748,093.21				54,748,093.21	46,884,034.20				46,884,034.20	-	166,907,906.79		7,864,059.01	
<b>II. AUTOMATIC APPROPRIATIONS</b>																					
PS (RLIP)						0.00					-						0.00	0.00		-	
<b>III. SPECIAL PURPOSE FUND</b>																					
MPBF																					
PS						0.00					-						0.00				-
<b>IV. ACCOUNTS PAYABLE</b>																					
GRAND TOTAL		315,166,000.00	315,166,000.00	315,166,000.00	-	315,166,000.00	67,731,081.11	-	-	-	67,731,081.11	67,756,345.87	-	-	-	67,756,345.87	-	247,434,918.89	-	11,360,950.82	

Certified Correct:  
  
 ROSALIE D. MACALALAD  
 Budget Officer  
 Date: \_\_\_\_\_

Certified Correct:  
  
 NECITAS D. LARGO  
 Chief Administrative Officer  
 Date: \_\_\_\_\_

Approved By:  
  
 ROMMEL J. ISIP  
 Acting Deputy Executive Director  
 Date: \_\_\_\_\_


STATEMENT OF APPROPRIATIONS, ALLOTMENTS, OBLIGATIONS, DISBURSEMENTS AND BALANCES


As of March 31, 2024


Department: Department of Education  
 Agency/Operating Unit : Early Childhood Care and Development Council  
 Organization Code (UACS): 07006000000  
 Funding Source Code: General Fund - Fund 101101

	Current Year Appropriations
	Supplemental Appropriations
x	Continuing Appropriations

Particulars	UACS CODE	Appropriations		Allotments			Current Year Obligations					Current Year Disbursements					Balances			
		Authorized Appropriation	Adjusted Appropriations	Allotments Received	Adjustments (Withdrawal, Realignment)	Adjusted Total Allotments	1st Quarter ending March 31	2nd Quarter ending June 30	3rd Quarter ending Sept. 30	4th Quarter ending Dec. 31	Total	1st Quarter ending March 31	2nd Quarter ending June 30	3rd Quarter ending Sept. 30	4th Quarter ending Dec.31	Total	Unreleased Appropriation	Unobligated Allotment	Unpaid Obligations (15-20)=(23+24)	
																			Due and Demandable	Not yet Due and Demandable
1	2	3	5=(3+4)	6	7	10=[{6+(-7)-8+9}]	11	12	13	14	15=(11+12+13+14)	16	17	18	19	20=(16+17+18+19)	21= (5-10)	22= (10-15)	23	24
<b>I. AGENCY SPECIFIC BUDGET</b>																				
<i>Specific Budgets of National Government Agencies</i>		12,038,993.29	12,038,993.29	12,038,993.29	0.00	12,038,993.29	9,485,886.10	0.00	0.00	0.00	9,485,886.10	8,026,078.44	0.00	0.00	0.00	8,026,078.44	0.00	2,553,107.19	0.00	1,459,807.66
<i>General Administration and Support</i>		98,352.28	98,352.28	98,352.28	-	98,352.28	44,915.41	-	-	-	44,915.41	44,915.41	-	-	-	44,915.41	-	53,436.87	0.00	-
Personnel Services			-			0.00					-					-	-	0.00	-	
Maintenance & Other Operating Expenses		98,352.28	98,352.28	98,352.28		98,352.28	44,915.41				44,915.41	44,915.41				44,915.41	-	53,436.87	0.00	
Financial Expenses						0.00												0.00		-
Capital Outlays						0.00					-					-	-	0.00		-
<b>OPERATIONS</b>		11,940,641.01	11,940,641.01	11,940,641.01	-	11,940,641.01	9,440,970.69	-	-	-	9,440,970.69	7,981,163.03	-	-	-	7,981,163.03	-	2,499,670.32	-	1,459,807.66
<i>OO: Readiness of Filipino Children for Kindergarten Achieved</i>		11,940,641.01	11,940,641.01	11,940,641.01	-	11,940,641.01	9,440,970.69	-	-	-	9,440,970.69	7,981,163.03	-	-	-	7,981,163.03	-	2,499,670.32	-	1,459,807.66
<i>Development of Policies, Standards and Guidelines</i>		1,599,632.00	1,599,632.00	1,599,632.00		1,599,632.00	95,000.00				95,000.00	95,000.00				95,000.00	-	1,504,632.00		-
<i>MOOE</i>		1,599,632.00	1,599,632.00	1,599,632.00		1,599,632.00	95,000.00				95,000.00	95,000.00				95,000.00	-	1,504,632.00		-
<i>Capacity Building and Institutional Development of Intermediaries and other partners</i>		1,506,085.86	1,506,085.86	1,506,085.86		1,506,085.86	511,047.54				511,047.54	294,197.54				294,197.54	-	995,038.32		216,850.00
<i>MOOE</i>		1,506,085.86	1,506,085.86	1,506,085.86		1,506,085.86	511,047.54				511,047.54	294,197.54				294,197.54	-	995,038.32		216,850.00
<i>Accreditation of ECCD service providers</i>			-	-		0.00					-					-	-	0.00	0.00	-
<i>MOOE</i>			-	-		0.00					-					-	-	0.00		-
<i>Establishment of National Child Development Centers (NCDCs)</i>		8,834,923.15	8,834,923.15	8,834,923.15	-	8,834,923.15	8,834,923.15				8,834,923.15	7,591,965.49				7,591,965.49	-	0.00		1,242,957.66
<i>MOOE</i>		8,834,923.15	8,834,923.15	8,834,923.15	-	8,834,923.15	8,834,923.15				8,834,923.15	7,591,965.49				7,591,965.49	-	0.00		1,242,957.66
<b>GRAND TOTAL</b>		12,038,993.29	12,038,993.29	12,038,993.29	-	12,038,993.29	9,485,886.10	-	-	-	9,485,886.10	8,026,078.44	-	-	-	8,026,078.44	-	2,553,107.19	-	1,459,807.66

Certified Correct:  
  
 ROSALIE D. MACALALAD  
 Budget Officer  
 Date: \_\_\_\_\_

Certified Correct:  
  
 NECITAS D. LARGO  
 Chief Administrative Officer  
 Date: \_\_\_\_\_

Approved By:  
  
 ROMMEL J. ISIP  
 Acting Deputy Executive Director  
 Date: \_\_\_\_\_