

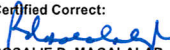
STATEMENT OF APPROPRIATIONS, ALLOTMENTS, OBLIGATIONS, DISBURSEMENTS AND BALANCES


As of June 30,2023

Department: Department of Education
 Agency/Operating Unit : Early Childhood Care and Development Council
 Organization Code (UACS): 070060000000
 Funding Source Code: General Fund - Fund 101101

x	Current Year Appropriations
	Supplemental Appropriations
	Continuing Appropriations

Particulars	UACS CODE	Appropriations		Allotments		Current Year Obligations					Current Year Disbursements					Balances					
		Authorized Appropriation	Adjusted Appropriations	Allotments Received	Adjustments (Withdrawal, Realignment)	Adjusted Total Allotments	1st Quarter ending March 31	2nd Quarter ending June 30	3rd Quarter ending Sept. 30	4th Quarter ending Dec. 31	Total	1st Quarter ending March 31	2nd Quarter ending June 30	3rd Quarter ending Sept. 30	4th Quarter ending Dec 31	Total	Unreleased Appropriation	Unobligated Allotment	Unpaid Obligations (15-20)=(23+24)		
																			Due and Demandable	Not yet Due and Demandable	
1	2	3	5=(3+4)	6	7	10=[(6+(-)7)-8+9]	11	12	13	14	15=(11+12+13+14)	16	17	18	19	20=(16+17+18+19)	21=(5-10)	22=(10-15)	23	24	
I. AGENCY SPECIFIC BUDGET																					
<i>Specific Budgets of National Government Agencies</i>																					
		291,798,000.00	291,798,000.00	291,798,000.00	0.00	291,798,000.00	54,051,845.88	108,158,159.38	0.00	0.00	162,210,005.26	10,875,222.35	133,238,623.00	0.00	0.00	144,113,845.35	0.00	129,587,994.74	0.00	18,096,159.91	
<i>General Administration and Support</i>		32,338,000.00	32,338,000.00	32,338,000.00	-	32,338,000.00	9,820,517.68	6,154,176.20	-	-	15,974,693.88	7,163,808.35	7,525,007.72	-	-	14,688,816.07	-	16,363,306.12	0.00	1,285,877.81	
Personnel Services		15,715,000.00	15,715,000.00	15,715,000.00		15,715,000.00	2,512,091.33	3,065,315.54			5,577,406.87	2,399,429.81	3,119,315.54			5,518,745.35	-	10,137,593.13		58,661.52	
Maintenance & Other Operating Expenses		16,623,000.00	16,623,000.00	16,623,000.00		16,623,000.00	7,308,426.35	3,088,860.66			10,397,287.01	4,764,378.54	4,405,692.18			9,170,070.72	-	6,225,712.99		1,227,216.29	
Capital Outlays						0.00												0.00			
OPERATIONS		259,460,000.00	259,460,000.00	259,460,000.00	-	259,460,000.00	44,231,328.20	102,003,983.18	-	-	146,235,311.38	3,711,414.00	125,713,615.28	-	-	129,425,029.28	-	113,224,688.62		16,810,282.10	
<i>OO: Readiness of Filipino Children for Kindergarten Achieved</i>		259,460,000.00	259,460,000.00	259,460,000.00	-	259,460,000.00	44,231,328.20	102,003,983.18	-	-	146,235,311.38	3,711,414.00	125,713,615.28	-	-	129,425,029.28	-	113,224,688.62		16,810,282.10	
<i>Development of Policies, Standards and Guidelines</i>		3,232,000.00	3,232,000.00	3,232,000.00		3,232,000.00	37,687.93	21,953.03			59,640.96	23,900.50	35,740.46			59,640.96	-	3,172,359.04		-	
<i>MOOE</i>		3,232,000.00	3,232,000.00	3,232,000.00		3,232,000.00	37,687.93	21,953.03			59,640.96	23,900.50	35,740.46			59,640.96	-	3,172,359.04		-	
<i>Capacity Building and Institutional Development of Intermediaries and other partners</i>		23,745,000.00	23,745,000.00	23,745,000.00		23,745,000.00	4,630,498.30	11,000,002.73			15,630,501.03	3,671,268.50	11,439,796.13			15,111,064.63	-	8,114,498.97		519,436.40	
<i>MOOE</i>		23,745,000.00	23,745,000.00	23,745,000.00		23,745,000.00	4,630,498.30	11,000,002.73			15,630,501.03	3,671,268.50	11,439,796.13			15,111,064.63	-	8,114,498.97		519,436.40	
<i>Accreditation of ECCD service providers</i>		100,000.00	100,000.00	100,000.00		100,000.00	22,351.00	44,041.10			66,392.10	16,245.00	15,481.50			31,726.50	-	33,607.90		34,665.60	
<i>MOOE</i>		100,000.00	100,000.00	100,000.00		100,000.00	22,351.00	44,041.10			66,392.10	16,245.00	15,481.50			31,726.50	-	33,607.90		34,665.60	
<i>Establishment of National Child Development Centers (NCDCs)</i>		232,383,000.00	232,383,000.00	232,383,000.00	-	232,383,000.00	39,540,790.97	90,937,986.32			130,478,777.29		114,222,597.19			114,222,597.19	-	101,904,222.71		16,256,180.10	
<i>MOOE</i>		232,383,000.00	232,383,000.00	232,383,000.00	-	232,383,000.00	39,540,790.97	90,937,986.32			130,478,777.29		114,222,597.19			114,222,597.19	-	101,904,222.71		16,256,180.10	
II. AUTOMATIC APPROPRIATIONS																					
<i>PS (RLIP)</i>		272,000.00	272,000.00	272,000.00		272,000.00											0.00	272,000.00		-	
III. SPECIAL PURPOSE FUND																					
<i>MPBF</i>																					
<i>PS</i>						0.00											0.00				
IV. ACCOUNTS PAYABLE																					
<i>GRAND TOTAL</i>		292,070,000.00	292,070,000.00	292,070,000.00	-	292,070,000.00	54,051,845.88	108,158,159.38	-	-	162,210,005.26	13,480,181.84	171,282,303.92	-	-	184,762,485.76	-	129,859,994.74	-	18,096,159.91	

Certified Correct:

 ROSALIE D. MACALALAD
 Budget Officer
 Date: _____

Certified Correct:

 NECITAS D. LARGO
 Chief Administrative Officer
 Date: _____

Approved By:

 ROMMEL J. ISIP
 OIC-Office of the Vice Chairperson and Executive Director
 Date: _____

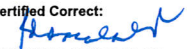
STATEMENT OF APPROPRIATIONS, ALLOTMENTS, OBLIGATIONS, DISBURSEMENTS AND BALANCES


As of June 30,2023

Department: Department of Education
 Agency/Operating Unit : Early Childhood Care and Development Council
 Organization Code (UACS): 070060000000
 Funding Source Code: General Fund - Fund 101101

	Current Year Appropriations
	Supplemental Appropriations
x	Continuing Appropriations

Particulars	UACS CODE	Appropriations		Allotments			Current Year Obligations					Current Year Disbursements					Balances																						
		Authorized Appropriation	Adjusted Appropriations	Allotments Received	Adjustments (Withdrawal, Realignment)	Adjusted Total Allotments	1st Quarter ending March 31	2nd Quarter ending June 30	3rd Quarter ending Sept. 30	4th Quarter ending Dec. 31	Total	1st Quarter ending March 31	2nd Quarter ending June 30	3rd Quarter ending Sept. 30	4th Quarter ending Dec.31	Total	Unreleased Appropriation	Unobligated Allotment	Unpaid Obligations (15-20)=(23+24)																				
																			Due and Demandable	Not yet Due and Demandable																			
1	2	3	5=(3+4)	6	7	10=[(6+(-)7)-8+9]	11	12	13	14	15= (11+12+13+14)	16	17	18	19	20= (16+17+18+19)	21= (5-10)	22= (10-15)	23	24																			
I. AGENCY SPECIFIC BUDGET																																							
Specific Budgets of National Government Agencies		37,420,681.37	37,420,681.37	37,420,681.37	0.00	37,420,681.37	12,330,545.64	8,440,387.15	0.00	0.00	20,770,932.79	2,904,105.23	16,444,744.18	0.00	0.00	19,348,849.41	0.00	16,649,748.58	0.00	1,422,083.38																			
General Administration and Support		996,978.46	996,978.46	996,978.46	-	996,978.46	218,997.91	179,407.70	-	-	398,405.61	111,766.53	64,555.70	-	-	176,322.23	-	598,572.85	0.00	222,083.38																			
Personnel Services			-			0.00					-					-	-	0.00	-																				
Maintenance & Other Operating Expenses		871,907.08	871,907.08	871,907.08		871,907.08	111,766.53	179,407.70			291,174.23	111,766.53	64,555.70			176,322.23	-	580,732.85		114,852.00																			
Financial Expenses						0.00											-	0.00		-																			
Capital Outlays		125,071.38	125,071.38	125,071.38		125,071.38	107,231.38				107,231.38					-	-	17,840.00		107,231.38																			
						0.00										-	-	0.00		-																			
OPERATIONS		36,423,702.91	36,423,702.91	36,423,702.91	-	36,423,702.91	12,111,547.73	8,260,979.45	-	-	20,372,527.18	2,792,338.70	16,380,188.48	-	-	19,172,527.18	-	16,051,175.73	-	1,200,000.00																			
OO: Readiness of Filipino Children for Kindergarten Achieved		36,423,702.91	36,423,702.91	36,423,702.91	-	36,423,702.91	12,111,547.73	8,260,979.45	-	-	20,372,527.18	2,792,338.70	16,380,188.48	-	-	19,172,527.18	-	16,051,175.73	-	1,200,000.00																			
Development of Policies, Standards and Guidelines		2,486,293.61	2,486,293.61	2,486,293.61		2,486,293.61	101,587.81	375,849.45			477,437.26	101,587.81	375,849.45			477,437.26	-	2,008,856.35		-																			
MOOE		2,486,293.61	2,486,293.61	2,486,293.61		2,486,293.61	101,587.81	375,849.45			477,437.26	101,587.81	375,849.45			477,437.26	-	2,008,856.35		-																			
Capacity Building and Institutional Development of Intermediaries and other partners		22,235,335.20	22,235,335.20	22,235,335.20		22,235,335.20	355,677.82	7,885,130.00			8,240,807.82	355,677.82	7,885,130.00			8,240,807.82	-	13,994,527.38		-																			
MOOE		22,235,335.20	22,235,335.20	22,235,335.20		22,235,335.20	355,677.82	7,885,130.00			8,240,807.82	355,677.82	7,885,130.00			8,240,807.82	-	13,994,527.38		-																			
Accreditation of ECCD service providers		51,227.00	51,227.00	51,227.00		51,227.00	3,435.00			3,435.00	3,435.00				3,435.00	-	47,792.00	0.00	-																				
MOOE		51,227.00	51,227.00	51,227.00		51,227.00	3,435.00			3,435.00	3,435.00				3,435.00	-	47,792.00		-																				
Establishment of National Child Development Centers (NCDCs)		11,650,847.10	11,650,847.10	11,650,847.10	-	11,650,847.10	11,650,847.10				11,650,847.10	2,331,638.07	8,119,209.03			10,450,847.10	-	0.00		1,200,000.00																			
MOOE		11,650,847.10	11,650,847.10	11,650,847.10	-	11,650,847.10	11,650,847.10				11,650,847.10	2,331,638.07	8,119,209.03			10,450,847.10	-	0.00		1,200,000.00																			
GRAND TOTAL		37,420,681.37	37,420,681.37	37,420,681.37	-	37,420,681.37	12,330,545.64	8,440,387.15	-	-	20,770,932.79	2,904,105.23	16,444,744.18	-	-	19,348,849.41	-	16,649,748.58	-	1,422,083.38																			

Certified Correct:

 ROSALIE D. MACALALAD
 Budget Officer
 Date: _____

Certified Correct:

 NECITAS D. LARGO
 Chief Administrative Officer
 Date: _____

Approved By:

 ROMMEL J. ISIP
 OIC-Office of the Vice Chairperson and Executive Director
 Date: _____


STATEMENT OF APPROPRIATIONS, ALLOTMENTS, OBLIGATIONS, DISBURSEMENTS AND BALANCES


As of June 30, 2023


Department: Department of Education
 Agency/Operating Unit : Early Childhood Care and Development Council
 Organization Code (UACS): 070060000000
 Funding Source Code: Special Account in the General Fund - Fund 104329 (Donations from PAGCOR)

x	Current Year Appropriations
	Supplemental Appropriations
	Continuing Appropriations

Particulars	UACS CODE	Appropriations		Allotments		Current Year Obligations					Current Year Disbursements					Balances		
		Authorized Appropriation	Adjusted Appropriations	Allotments Received	Adjusted Total Allotments	1st Quarter ending March 31	2nd Quarter ending June 30	3rd Quarter ending Sept. 30	4th Quarter ending Nov. 30	Total	1st Quarter ending March 31	2nd Quarter ending June 30	3rd Quarter ending Sept. 30	4th Quarter ending Nov. 30	Total	Unobligated Allotment	Unpaid Obligations (15-20)=(23+24)	
																	Due and Demandable	Not yet Due and Demandable
1	2	3	5=(3+4)	6	10=[(6+(-)7)-8+9]	11	12	13	14	15=(11+12+13+14)	16	17	18	19	20=(16+17+18+19)	22=(10-15)	23	24
I. AGENCY SPECIFIC BUDGET																		
<i>General Administration and Support</i>																		
II. AUTOMATIC APPROPRIATIONS																		
<i>Special funds in the General Fund 151 (Donations from PAGCOR)</i>																		
<i>Establishment of NCDC</i>																		
MOOE		3,211,000.00	3,211,000.00	3,211,000.00	3,211,000.00	1,230,294.00	182,904.00			1,413,198.00	507,936.00	403,910.00			911,846.00	1,797,802.00		501,352.00
					-					-					-	-		-
SUB-TOTAL, AUTOMATIC APPROPRIATIONS		3,211,000.00	3,211,000.00	3,211,000.00	3,211,000.00	1,230,294.00	182,904.00	-	-	1,413,198.00	507,936.00	403,910.00	-	-	911,846.00	1,797,802.00	-	501,352.00
II. ACCOUNTS PAYABLE																		
<i>Maintenance & Other Operating Expenses</i>																		
												675,800.00			675,800.00			
												675,800.00			675,800.00			
GRAND TOTAL		3,211,000.00	3,211,000.00	3,211,000.00	3,211,000.00	1,230,294.00	182,904.00	-	-	1,413,198.00	507,936.00	1,079,710.00	-	-	1,587,646.00	1,797,802.00	-	501,352.00

Certified Correct:

 ROSALIE D. MACALALAD
 Budget Officer
 Date: _____

Certified Correct:

 NEÇITAS D. LARGO
 Chief Administrative Officer
 Date: _____

Approved By:

 ROMMEL J. ISIP
 OIC-Office of the Vice Chairperson & Executive Director
 Date: _____