

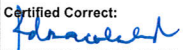
STATEMENT OF APPROPRIATIONS, ALLOTMENTS, OBLIGATIONS, DISBURSEMENTS AND BALANCES


As of September 30,2022

Department: Department of Education
 Agency/Operating Unit : Early Childhood Care and Development Council
 Organization Code (UACS): 070060000000
 Funding Source Code: General Fund - Fund 101101

x	Current Year Appropriations
	Supplemental Appropriations
	Continuing Appropriations

Particulars	UACS CODE	Appropriations		Allotments			Current Year Obligations					Current Year Disbursements					Balances			
		Authorized Appropriation	Adjusted Appropriations	Allotments Received	Adjustments (Withdrawal, Realignment)	Adjusted Total Allotments	1st Quarter ending March 31	2nd Quarter ending June 30	3rd Quarter ending Sept. 30	4th Quarter ending Dec. 31	Total	1st Quarter ending March 31	2nd Quarter ending June 30	3rd Quarter ending Sept. 30	4th Quarter ending Nov. 30	Total	Unreleased Appropriation	Unobligated Allotment	Unpaid Obligations (15-20)=(23+24)	
																			Due and Demandable	Not yet Due and Demandable
1	2	3	5=(3+4)	6	7	10=[(6+(-)7)-8+9]	11	12	13	14	15=(11+12+13+14)	16	17	18	19	20=(16+17+18+19)	21= (5-10)	22= (10-15)	23	24
I. AGENCY SPECIFIC BUDGET																				
Specific Budgets of National Government Agencies		242,783,000.00	242,783,000.00	242,783,000.00	0.00	242,783,000.00	17,881,057.02	12,705,655.10	16,947,509.67	0.00	47,534,221.79	14,720,290.11	12,372,781.49	17,006,109.11	0.00	44,099,180.71	0.00	195,248,778.21	0.00	3,435,041.08
General Administration and Support		34,278,000.00	34,278,000.00	34,278,000.00	-	34,278,000.00	9,634,879.11	6,800,506.34	6,566,009.29	-	23,001,394.74	7,274,112.20	7,553,257.73	7,040,608.73	-	21,867,978.66	-	11,276,605.26	0.00	1,133,416.08
Personnel Services		15,681,000.00	15,681,000.00	15,681,000.00		15,681,000.00	3,174,861.09	4,126,424.48	2,471,069.49		9,772,355.06	3,174,861.09	4,126,424.48	2,471,069.49		9,772,355.06	-	5,908,644.94	-	
Maintenance & Other Operating Expenses		17,217,000.00	17,217,000.00	17,217,000.00		17,217,000.00	6,460,018.02	2,611,921.86	4,094,939.80		13,166,879.68	4,099,251.11	3,426,833.25	4,507,379.24		12,033,463.60	-	4,050,120.32		1,133,416.08
Capital Outlays		1,380,000.00	1,380,000.00	1,380,000.00		1,380,000.00		62,160.00			62,160.00					62,160.00	-	1,317,840.00		-
						0.00												0.00		-
OPERATIONS																				
OO: Readiness of Filipino Children for Kindergarten Achieved		208,505,000.00	208,505,000.00	208,505,000.00	-	208,505,000.00	8,246,177.91	5,905,148.76	10,381,500.38	-	24,532,827.05	7,446,177.91	4,819,523.76	9,965,500.38	-	22,231,202.05	-	183,972,172.95		2,301,625.00
Development of Policies, Standards and Guidelines		3,118,000.00	3,118,000.00	3,118,000.00		3,118,000.00	23,951.00	45,571.76	4,928.50		74,451.26	23,951.00	45,571.76	4,928.50		74,451.26	-	3,043,548.74		-
MOOE		3,118,000.00	3,118,000.00	3,118,000.00		3,118,000.00	23,951.00	45,571.76	4,928.50		74,451.26	23,951.00	45,571.76	4,928.50		74,451.26	-	3,043,548.74		-
Capacity Building and Institutional Development of Intermediaries and other partners		22,908,000.00	22,908,000.00	22,908,000.00		22,908,000.00	4,431.00	541,037.00	113,888.80		659,356.80	4,431.00	157,037.00	497,888.80		659,356.80	-	22,248,643.20		-
MOOE		22,908,000.00	22,908,000.00	22,908,000.00		22,908,000.00	4,431.00	541,037.00	113,888.80		659,356.80	4,431.00	157,037.00	497,888.80		659,356.80	-	22,248,643.20		-
Accreditation of ECCD service providers		96,000.00	96,000.00	96,000.00		96,000.00	3,847.00	4,165.00	9,925.00		17,937.00	3,847.00	4,165.00	9,925.00		17,937.00	-	78,063.00		-
MOOE		96,000.00	96,000.00	96,000.00		96,000.00	3,847.00	4,165.00	9,925.00		17,937.00	3,847.00	4,165.00	9,925.00		17,937.00	-	78,063.00		-
Establishment of National Child Development Centers (NCDCs)		182,383,000.00	182,383,000.00	182,383,000.00	-	182,383,000.00	8,213,948.91	5,314,375.00	10,252,758.08		23,781,081.99	7,413,948.91	4,612,750.00	9,452,758.08		21,479,456.99	-	158,601,918.01		2,301,625.00
MOOE		182,383,000.00	182,383,000.00	182,383,000.00	-	182,383,000.00	8,213,948.91	5,314,375.00	10,252,758.08		23,781,081.99	7,413,948.91	4,612,750.00	9,452,758.08		21,479,456.99	-	158,601,918.01		2,301,625.00
II. AUTOMATIC APPROPRIATIONS																				
PS (RLIP)		267,000.00	267,000.00	267,000.00		267,000.00					-						0.00	267,000.00		-
III. SPECIAL PURPOSE FUND																				
MPBF																				
PS						0.00					-					-	0.00			-
IV. ACCOUNTS PAYABLE																				
						0.00						1,649,968.34	3,882,424.29	35,260,137.80		40,792,530.43	0			
GRAND TOTAL		243,050,000.00	243,050,000.00	243,050,000.00	-	243,050,000.00	17,881,057.02	12,705,655.10	16,947,509.67	-	47,534,221.79	16,370,258.45	16,255,205.78	52,266,246.91	-	84,891,711.14	-	195,515,778.21	-	3,435,041.08

Certified Correct:

 ROSALIE D. MACALALAD
 Budget Officer
 Date: _____

Certified Correct:

 NECITAS D. LARGO
 Chief Administrative Officer
 Date: _____

Approved By:

 ROMMEL J. ISIP
 OIC-Office of the Vice Chairperson and Executive Director
 Date: _____


STATEMENT OF APPROPRIATIONS, ALLOTMENTS, OBLIGATIONS, DISBURSEMENTS AND BALANCES


As of September,2022


Department: Department of Education
 Agency/Operating Unit : Early Childhood Care and Development Council
 Organization Code (UACS): 070060000000
 Funding Source Code: General Fund - Fund 101101

	Current Year Appropriations
	Supplemental Appropriations
x	Continuing Appropriations

Particulars	UACS CODE	Appropriations		Allotments			Current Year Obligations					Current Year Disbursements					Balances			
		Authorized Appropriation	Adjusted Appropriations	Allotments Received	Adjustments (Withdrawal, Realignment)	Adjusted Total Allotments	1st Quarter ending March 31	2nd Quarter ending June 30	3rd Quarter ending Sept. 30	4th Quarter ending Dec. 31	Total	1st Quarter ending March 31	2nd Quarter ending June 30	3rd Quarter ending Sept. 30	4th Quarter ending Dec.31	Total	Unreleased Appropriation	Unobligated Allotment	Unpaid Obligations (15-20)=(23+24)	
																			Due and Demandable	Not yet Due and Demandable
1	2	3	5=(3+4)	6	7	10=[(6+(-)7)-8+9]	11	12	13	14	15=(11+12+13+14)	16	17	18	19	20=(16+17+18+19)	21= (5-10)	22= (10-15)	23	24
I. AGENCY SPECIFIC BUDGET																				
Specific Budgets of National Government Agencies		31,631,710.70	31,631,710.70	31,631,710.70	0.00	31,631,710.70	6,088,489.96	4,573,791.00	3,778,162.74	0.00	14,440,443.70	4,912,639.76	2,967,596.00	5,776,507.74	0.00	13,656,743.50	0.00	17,191,267.00	0.00	783,700.20
General Administration and Support		1,307,268.11	1,307,268.11	1,307,268.11	-	1,307,268.11	186,115.67	-	49,700.00	-	235,815.67	186,115.67	-	49,700.00	-	235,815.67	-	1,071,452.44	0.00	-
Personnel Services			-			0.00					-					-	-	0.00	-	
Maintenance & Other Operating Expenses		1,240,453.11	1,240,453.11	1,240,453.11		1,240,453.11	186,115.67		49,700.00		235,815.67	186,115.67		49,700.00		235,815.67	-	1,004,637.44	0.00	
Financial Expenses						0.00												0.00		-
Capital Outlays		66,815.00	66,815.00	66,815.00		66,815.00					-					-	-	66,815.00		-
						0.00												0.00		-
OPERATIONS		30,324,442.59	30,324,442.59	30,324,442.59	-	30,324,442.59	5,902,374.29	4,573,791.00	3,728,462.74	-	14,204,628.03	4,726,524.09	2,967,596.00	5,726,807.74	-	13,420,927.83	-	16,119,814.56	-	783,700.20
OO: Readiness of Filipino Children for Kindergarten Achieved		30,324,442.59	30,324,442.59	30,324,442.59	-	30,324,442.59	5,902,374.29	4,573,791.00	3,728,462.74	-	14,204,628.03	4,726,524.09	2,967,596.00	5,726,807.74	-	13,420,927.83	-	16,119,814.56	-	783,700.20
Development of Policies, Standards and Guidelines		3,117,644.00	3,117,644.00	3,117,644.00		3,117,644.00	174,213.00	1,070,196.00	346,400.65		1,590,809.65	26,213.00	359,156.00	1,205,440.65		1,590,809.65	-	1,526,834.35		-
MOOE		3,117,644.00	3,117,644.00	3,117,644.00		3,117,644.00	174,213.00	1,070,196.00	346,400.65		1,590,809.65	26,213.00	359,156.00	1,205,440.65		1,590,809.65	-	1,526,834.35		-
Capacity Building and Institutional Development of Intermediaries and other partners		22,846,371.00	22,846,371.00	22,846,371.00		22,846,371.00	1,441,671.20	3,503,595.00	3,378,632.09		8,323,898.29	613,821.00	2,608,440.00	4,517,937.09		7,740,198.09	-	14,522,472.71		583,700.20
MOOE		22,846,371.00	22,846,371.00	22,846,371.00		22,846,371.00	1,441,671.20	3,503,595.00	3,378,632.09		8,323,898.29	613,821.00	2,608,440.00	4,517,937.09		7,740,198.09	-	14,522,472.71		583,700.20
Accreditation of ECCD service providers		74,376.50	74,376.50	74,376.50		74,376.50	439.00		3,430.00		3,869.00	439.00		3,430.00		3,869.00	-	70,507.50	0.00	-
MOOE		74,376.50	74,376.50	74,376.50		74,376.50	439.00		3,430.00		3,869.00	439.00		3,430.00		3,869.00	-	70,507.50		-
Establishment of National Child Development Centers (NCDCs)		4,286,051.09	4,286,051.09	4,286,051.09	-	4,286,051.09	4,286,051.09				4,286,051.09	4,086,051.09				4,086,051.09	-	0.00		200,000.00
											-					-	-	0.00		
MOOE		4,286,051.09	4,286,051.09	4,286,051.09	-	4,286,051.09	4,286,051.09				4,286,051.09	4,086,051.09				4,086,051.09	-	0.00		200,000.00
GRAND TOTAL		31,631,710.70	31,631,710.70	31,631,710.70	-	31,631,710.70	6,088,489.96	4,573,791.00	3,778,162.74	-	14,440,443.70	4,912,639.76	2,967,596.00	5,776,507.74	-	13,656,743.50	-	17,191,267.00	-	783,700.20

Certified Correct:

 ROSALIE D. MACALALAD
 Budget Officer
 Date: _____

Certified Correct:

 NECITAS D. LARGO
 Chief Administrative Officer
 Date: _____

Approved By:

 ROMMEL J. ISIP
 OIC, Office of the Vice Chairperson and Executive Director
 Date: _____

STATEMENT OF APPROPRIATIONS, ALLOTMENTS, OBLIGATIONS, DISBURSEMENTS AND BALANCES


As of September 30, 2022

Department: Department of Education
 Agency/Operating Unit : Early Childhood Care and Development Council
 Organization Code (UACS): 070060000000
 Funding Source Code: Special Account in the General Fund - Fund 104329 (Donations from PAGCOR)

x	Current Year Appropriations
	Supplemental Appropriations
	Continuing Appropriations

Particulars	UACS CODE	Appropriations		Allotments		Current Year Obligations					Current Year Disbursements					Balances		
		Authorized Appropriation	Adjusted Appropriations	Allotments Received	Adjusted Total Allotments	1st Quarter ending March 31	2nd Quarter ending June 30	3rd Quarter ending Sept. 30	4th Quarter ending Nov. 30	Total	1st Quarter ending March 31	2nd Quarter ending June 30	3rd Quarter ending Sept. 30	4th Quarter ending Nov. 30	Total	Unobligated Allotment	Unpaid Obligations (15-20)=(23+24)	
																	Due and Demandable	Not yet Due and Demandable
1	2	3	5=(3+4)	6	10=[(6+(-)-7)-8+9]	11	12	13	14	15=(11+12+13+14)	16	17	18	19	20=(16+17+18+19)	22=(10-15)	23	24
I. AGENCY SPECIFIC BUDGET																		
General Administration and Support																		
II. AUTOMATIC APPROPRIATIONS																		
Special funds in the General Fund 151(Donations from PAGCOR)																		
Establishment of NCDC					-					-					-	-	-	-
MOOE		12,562,000.00	12,562,000.00	12,562,000.00	12,562,000.00	2,747,656.86	2,805,411.21	2,979,583.22		8,532,651.29	1,579,696.86	3,052,766.21	3,234,428.22		7,866,891.29	4,029,348.71		665,760.00
					-					-					-	-		-
SUB-TOTAL, AUTOMATIC APPROPRIATIONS		12,562,000.00	12,562,000.00	12,562,000.00	12,562,000.00	2,747,656.86	2,805,411.21	2,979,583.22	-	8,532,651.29	1,579,696.86	3,052,766.21	3,234,428.22	-	7,866,891.29	4,029,348.71	-	665,760.00
II. ACCOUNTS PAYABLE																		
Maintenance & Other Operating Expenses											956,174.04				956,174.04			
					-	-	-	-	-	-	956,174.04	-	-	-	956,174.04	-		-
GRAND TOTAL		12,562,000.00	12,562,000.00	12,562,000.00	12,562,000.00	2,747,656.86	2,805,411.21	2,979,583.22	-	8,532,651.29	2,535,870.90	3,052,766.21	3,234,428.22	-	8,823,065.33	4,029,348.71	-	665,760.00

Certified Correct:


 ROSALIE D. MACALALAD
 Budget Officer
 Date: _____

Certified Correct:


 NECITAS D. LARGO
 Chief Administrative Officer
 Date: _____

Approved By:


 ROMMEL J. ISIP
 OIC-Office of the Vice Chairperson and Executive Director
 Date: _____